

Fate of Abstracts Presented at the National Turkish Dermatology Congress: Descriptive Study

Ulusal Türk Dermatoloji Kongresi'nde Sunulan Bildirilerin Kaderi: Tanımlayıcı Araştırma

^{id} Nebahat Demet AKPOLAT^a, ^{id} Sezin ÜNLÜ AÇIKEL^b

^aHaliç Üniversitesi Tıp Fakültesi, Deri ve Zührevi Hastalıkları ABD, İstanbul, Türkiye

^bClinic of Dermatology, Konya City Hospital, Konya, Türkiye

ABSTRACT Objective: The aim of the present study is to evaluate the publication rates of the abstracts presented at the National Dermatology Congress and the consistency between the abstracts and the article. **Material and Methods:** 27th National Dermatology Congress was chosen as a reference. A total of the 339 oral presentations (OPs) and poster presentations (PPs) in the congress booklet were included. PubMed, Google Scholar and TR Index search engines were used to search for the full-text articles of the presentations. The type of presentation, the clinic from which it was sent, the number of authors, and the dermatological disease group, the type of the presentation published as an article, its consistency with the abstract, the journal index, the type of publication, the number of citations, the number of months until publication were evaluated. **Results:** The mean number of authors in the presentations was 3.64±1.88, the mean time until publication was 28.44±9.84 months. A total of 65 (19.2%) OPs and 274 (80.8%) PPs were presented. Universities were the clinics that presented the highest number of abstracts (p<0.05). A total of 57 (16.2%) abstracts were published as articles. Papulosquamous disorders were the most frequently presented disease group with 71 (20.9%) presentations. OPs were published mean 29.64±6.12 months after and PPs were published mean 27.84±11.16 months later. The publication and citation rate of OPs were higher than that of PPs (p<0.05). OPs were more likely to be original studies and PPs were more likely to be case reports (p<0.05). Inconsistency was detected in 29 (50.8%) of the presentations that were published as articles. Inconsistency rate of PPs was found to be higher (p<0.05). **Conclusion:** The National Turkish Dermatology Congress is generally productive, similar quality when compared to national congresses and low quality when compared to international congresses.

ÖZET Amaç: Bu çalışmanın amacı, Ulusal Dermatoloji Kongresi'nde sunulan özetlerin yayımlanma oranlarını ve özetler ile makale arasındaki tutarlılığı değerlendirmektir. **Gereç ve Yöntemler:** 27. Ulusal Dermatoloji Kongresi referans olarak seçilmiştir. Kongre kitapçığında yer alan toplam 339 sözlü bildiri (SB) ve poster bildiri (PB) çalışmaya alındı. Bildirilerden yapılan makalelerin tam metnine ulaşmak için PubMed, Google Scholar ve TR Dizin arama motorları kullanıldı. Bildirilerin türü, gönderildiği klinik, yazar sayısı ve ait olduğu dermatolojik hastalık grubu, makale olarak yayımlanan sunumun türü, özetle uygunluğu, dergi indeksi, yayın türü, atıf sayısı, yayına kadar geçen ay değerlendirildi. **Bulgular:** Bildirilerdeki ortalama yazar sayısı 3,64±1,88; yayına kadar geçen ortalama süre 28,44±9,84 ay idi. Toplam 65 (%19,2) SB ve 274 (%80,8) PB sunuldu. Üniversiteler en fazla bildiri sunan kliniklerdi (p<0,05). Toplam 57 (%16,2) özet, makale olarak yayımlandı. Papüloskuamöz bozukluklar, 71 (%20,9) bildiri ile en çok sunumu yapılan hastalık grubuydu. SB'ler, 29,64±6,12 ay sonra; PB'ler 27,84±11,16 ay sonra yayımlandı (p>0,05). SB'lerin yayımlanma ve atıf alma oranı, PB'lerden daha yüksekti (p<0,05). SB'lerin orijinal araştırma olma oranı daha yüksek iken; PB'lerin vaka takdimi olma oranı daha yüksekti (p<0,05). Makale olarak yayımlanan bildirilerin 29'unda (%50,8) tutarsızlık tespit edildi. PB'lerin tutarsızlık oranı daha yüksek saptandı (p<0,05). **Sonuç:** Ulusal Dermatoloji Kongresi'nin genel olarak verimli, ulusal kongrelere göre benzer kalitede, uluslararası kongrelere göre düşük kalitede olduğu saptandı.

Keywords: Dermatology congress; presentation; publication rate; inconsistency

Anahtar Kelimeler: Dermatoloji kongresi; bildiri; yayın oranı; tutarsızlık

Presenting the results of medical research to wider audiences at scientific conferences is important in terms of increasing the level of knowledge and sustaining scientific progress.^{1,2} At the same time, the feedback of the participants listening to the presenta-

tions is valuable in terms of carrying out the study effectively and identifying its deficiencies.³ Another advantage of the presentations is identifying the clinic where the study was conducted and demonstrating its usefulness in conducting scientific activities.^{1,3,4}

Correspondence: Nebahat Demet AKPOLAT

Haliç Üniversitesi Tıp Fakültesi, Deri ve Zührevi Hastalıkları ABD, İstanbul, Türkiye

E-mail: drdemetakpolat@gmail.com



Peer review under responsibility of Türkiye Klinikleri Journal of Dermatology.

Received: 11 Jan 2022

Accepted: 02 Feb 2022

Available online: 07 Feb 2022

2146-9016 / Copyright © 2022 by Türkiye Klinikleri. This is an open access article under the CC BY-NC-ND license (<http://creativecommons.org/licenses/by-nc-nd/4.0/>).

However, most of the presentations presented in scientific conferences are not published as full-text articles in indexed journals.

One of the indicators of the quality of a scientific congress is the publication rate of the presentations in the congress.^{1,2,5} We believe that knowing the level of scientific contribution of the presentations presented at The National Turkish Dermatology Congress to literature as full-text articles in peer-reviewed journals is imperative.

Our study aimed to evaluate the publication rate of the presentations at The National Turkish Dermatology Congress and the consistency between the presentation and the article.

MATERIAL AND METHODS

This retrospective single-center study was performed between November 10, 2021 and November 17, 2021, and in accordance with the ethical principles of the Declaration of Helsinki. Approval for this study was obtained from the Ethics Committee of KTO Karatay University Faculty of Medicine Non-pharmaceutical and Non-medical Device Researches (date: October 15, 2021, no: 2021/001).

The 27th National Turkish Dermatology Congress was chosen as a reference for the study, and a total of 339 oral presentations (OPs) and poster presentations (PPs) evaluated by the scientific committee and deemed appropriate to be included in the congress booklet were included in the study. The searching was performed 36 months after the publication of the congress booklet.

PubMed (<https://pubmed.ncbi.nlm.nih.gov>), Google Scholar (<https://scholar.google.com/>), and TR Index (<https://trdizin.gov.tr>) were searched for full-text articles of presentations at the congress. First, the abstract title of each presentation was searched in both English and Turkish. If there was a similarity between the articles found as a result of the search and the authors in the abstract, then that article was included in the evaluation. In addition, the possibility of title changes was considered, which is why all the articles of the authors in the abstract were examined. Further, the order of the au-

thors' names in the abstract was considered during evaluation of the authors.

In the study, the type of presentation (OP or PP), the number of authors, clinic from which it was submitted, and the dermatological disease group (acne-acneiform, papulosquamous, drug reactions, mucosal, autoimmune, pigmentation, hair related, nail related, pediatric, skin cancers, urticaria, cosmetics related, skin infections, vasculitis, and others) were examined. In addition, consistency with the presentation in the congress (change in either the name of the article, first author, number of authors, and other author names was considered inconsistent), journal index [Science Citation Index/Science Citation Index-Expanded (SCI/SCI-E), Emerging-Science Citation Index (E-SCI), National, National Peer-Reviewed Journals, Other Indexes], the type of publication, the number of citations, and the time to publication (time between presentation and publication in years) were other parameters taken into consideration (Table 1).

The impact factor of the journal on the date of acceptance of the presentation and the index of the journal were determined from Web of Science (<https://mjl.clarivate.com/not>), TR Index (www.trdizin.gov.tr), and the journal's own website.

The citation of the articles were determined from Web of Science (<https://mjl.clarivate.com/not>) and Google Scholar (<https://scholar.google.com>).

Evaluation parameters were analyzed statistically in the entire sample, within groups, and between groups.

STATISTICAL ANALYSIS

Data were presented as mean and standard deviation or median and minimum-maximum range. In the study, chi-square analysis was performed to examine the general characteristics of the publications and evaluate values within and between the groups. Independent samples t-test was used to analyze the publications according to the number of authors, number of citations, and publication years. The significance level was taken as $p < 0.05$ in all the analyses. The SPSS (SPSS Inc. Chicago, IL, USA) 25.00 package program was used for statistical analyses.

RESULTS

The mean number of authors in the presentations was 3.64±1.88.

| TABLE 1: The parameters evaluated in the study. | |
|---|--|
| Type | |
| Oral | |
| Poster | |
| Clinic from which it was submitted | |
| University | |
| Training and research hospital | |
| Public hospital | |
| Private | |
| Number of authors in the paper | |
| Disease group | |
| Acne-acneiform | |
| Papulosquamous | |
| Drug reactions | |
| Mucosal | |
| Autoimmune | |
| Pigmentation disease | |
| Hair | |
| Nail | |
| Pediatric | |
| Skin cancers | |
| Urticaria | |
| Cosmetic | |
| Skin infections | |
| Vasculitis | |
| Other | |
| Published or not | |
| Time to publication | |
| Inconsistency | |
| Title | |
| First author's name | |
| Number of authors | |
| Name of other author | |
| Journal index | |
| SCI/SCI-E | |
| E-SCI/PubMed | |
| ULAKBIM | |
| Other indexes | |
| Publication type | |
| Original article | |
| Case report | |
| Letter | |
| Review | |
| Number of citations | |

SCI/SCI-E: Science Citation Index/Science Citation Index-Expanded;
E-SCI: Emerging-Science Citation Index.

The mean time to publication was 28.4±9.84 months.

A total of 65 (19.2%) OPs and 274 (80.8%) PPs were presented in the congress. Of these, 222 (65.5%) were submitted from universities, 79 (23.3%) from training and research hospitals (TRHs), 36 (10.6%) from public hospitals, and 2 (0.6%) from private clinics (Table 2). Further, 57 (16.2%) of the presentations were published as articles in 38 different journals (Table 3). A total of 29 (8.5%) of the presentations were published in SCI/SCI-E journals, 14 (4.1%) were in E-SCI journals, 10 (2.9%) were in ULAKBIM journals and 2 (0.6%) in journals in other indexes. Moreover, 29 (8.6%) of the articles were original researches, 15 (4.4%) were case reports, 10 (2.9%) were letters and 3 (0.9%) were reviews (Table 2).

Papulosquamous diseases were the most frequently presented dermatological disease group with 71 (20.9%) presented reports regarding them. The distribution of other disease groups is shown in detail in the figure (Figure 1). Further, when OPs and PPs were separately evaluated, papulosquamous diseases were found to be the most frequently reported disease group (Figure 2 and Figure 3).

| TABLE 2: Characteristics of presentations. | | | |
|--|--------------------------------|-----|------|
| Category | | n | % |
| Presentation type | Oral | 65 | 19.2 |
| | Poster | 274 | 80.8 |
| Published | Yes | 57 | 16.2 |
| Clinic | University | 222 | 65.5 |
| | Training and research hospital | 79 | 23.3 |
| | Public hospital | 36 | 10.6 |
| | Private | 2 | 0.6 |
| Journal index | SCI/SCI-E | 29 | 8.5 |
| | E-SCI | 14 | 4.1 |
| | National | 10 | 2.9 |
| | Other indexes | 2 | 0.6 |
| Publication type | Original research | 29 | 8.6 |
| | Case report | 15 | 4.4 |
| | Letter | 10 | 2.9 |
| | Review | 3 | 0.9 |

SCI/SCI-E: Science Citation Index/Science Citation Index-Expanded;
E-SCI: Emerging-Science Citation Index.

TABLE 3: Publication index of the journal.

| Journal name | IF | IF (5 years) | Rank in category | Index | Oral paper | Poster paper |
|---|-------|--------------|------------------|-------------|------------|--------------|
| Journal of the American Academy of Dermatology | 8.277 | 7.953 | 1 of 68 | SCI-E | 0 | 1 |
| The Journal of Investigative Dermatology | 7.143 | 6.867 | 3 of 68 | SCI-E | 1 | 0 |
| International Wound Journal | 2.825 | 2.748 | 22 of 68 | SCI-E | 0 | 1 |
| International Journal of Clinical Practice | 2.444 | 2.256 | 56 of 165 | SCI-E | 0 | 1 |
| Dermatologic Therapy | 2.327 | 1.848 | 33 of 68 | SCI-E | 3 | 4 |
| Journal of Dermatological Treatment | 2.156 | 2.013 | 34 of 68 | SCI-E | 2 | 0 |
| International Journal of Dermatology | 2.067 | 1.872 | 36 of 68 | SCI-E | 1 | 1 |
| Journal of Cutaneous Medicine and Surgery | 1.909 | 1.584 | 40 of 68 | SCI-E | 1 | 0 |
| Journal of Cosmetic Dermatology | 1.621 | 2.036 | 45 of 68 | SCI-E | 1 | 0 |
| Indian Journal of Dermatology | 1.523 | 1.535 | 48 of 68 | SCI-E | 1 | 0 |
| Cutaneous and Ocular Toxicology | 1.385 | 1.267 | 87 of 92 | SCI-E | 1 | 0 |
| International Journal of Lower Extremity Wounds | 1.380 | 1.599 | 51 of 68 | SCI-E | 0 | 1 |
| Advances in Dermatology and Allergology | 1.361 | 1.662 | 49 of 68 | SCI-E | 1 | 0 |
| Pediatric Dermatology | 1.164 | 1.151 | 56 of 68 | SCI-E | 0 | 1 |
| Anais Brasileiros de Dermatologia | 1.121 | 1.514 | 57 of 68 | SCI-E | 0 | 2 |
| Giornale Italiano di Dermatologia e Venereologia | 1.056 | 1.179 | 59 of 68 | SCI-E | 0 | 1 |
| Dermatologica Sinica | 0.921 | 0.915 | 62 of 68 | SCI-E | 0 | 1 |
| Dermatology Online Journal | 0.742 | 0.891 | 66 of 68 | SCI-E | 0 | 1 |
| Journal of the American Podiatric Medical Association | 0.649 | 0.71 | 78 of 82 | SCI-E | 0 | 1 |
| Idegyogyaszati Szemle-Clinical Neuroscience | 0.337 | 0.322 | 201 of 204 | SCI-E | 0 | 1 |
| Turkish Archives of Dermatology & Venerology/Turkderm | - | - | - | E-SCI | 3 | 5 |
| Konuralp Medical Journal | - | - | - | E-SCI | 1 | 0 |
| Acta Dermatovenerologica Alpina | - | - | - | E-SCI | 1 | 0 |
| Turkish Journal of Parasitology | - | - | - | E-SCI | 0 | 2 |
| Indian Dermatology Online Journal | - | - | - | E-SCI | 0 | 1 |
| Journal of Cutaneous and Aesthetic Surgery | - | - | - | E-SCI | 0 | 1 |
| Pamukkale Medical Journal | - | - | - | ULAKBIM | 0 | 1 |
| Kocaeli Medical Journal | - | - | - | ULAKBIM | 0 | 1 |
| Dicle Medical Journal | - | - | - | ULAKBIM | 1 | 0 |
| Medical Journal of Mugla Sitki Kocman University | - | - | - | ULAKBIM | 0 | 2 |
| Medicine Science | - | - | - | ULAKBIM | 0 | 1 |
| Journal of Harran University Medicine Faculty | - | - | - | ULAKBIM | 0 | 1 |
| Turkiye Klinikleri Journal of Dermatology | - | - | - | ULAKBIM | 0 | 2 |
| Turkish Journal of Pediatric Disease | - | - | - | ULAKBIM | 1 | 0 |
| Mustafa Kemal University Medical Journal | - | - | - | ULAKBIM | 0 | 1 |
| Ege Journal of Medicine | - | - | - | ULAKBIM | 0 | 1 |
| International Journal of Medical Reviews and Case Reports | - | - | - | Other index | 0 | 1 |
| Dermatoz | - | - | - | Other index | 0 | 1 |

SCI-E: Science Citation Index-Expanded; E-SCI: Emerging-Science Citation Index; IF: Impact Factor.

The acceptance rate of presented abstract that OPs and PPs sent from university clinics in congresses was statistically higher ($p < 0.05$). Although no difference was found between TRH and public hospitals in terms of OPs ($p > 0.05$), PP rates were higher in TRHs ($p < 0.05$). The number of OPs

and PPs submitted from private clinics was significantly lower than those from other locations ($p < 0.05$) (Table 4).

OPs were published on average of 29.64 ± 6.12 months later, and PPs were published on average of 27.84 ± 11.16 months later.

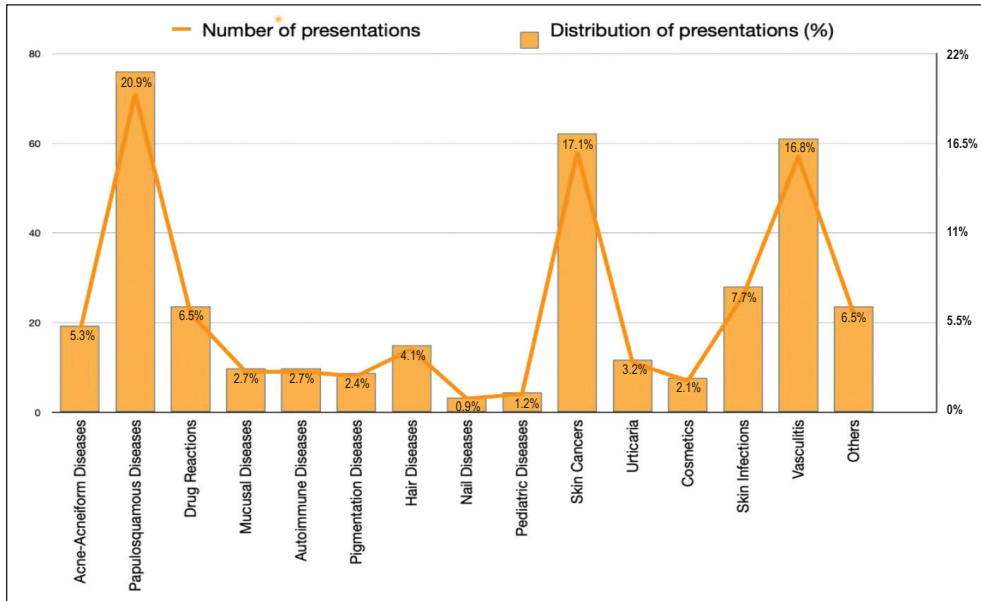


FIGURE 1: Distribution of presentations by disease subgroups.

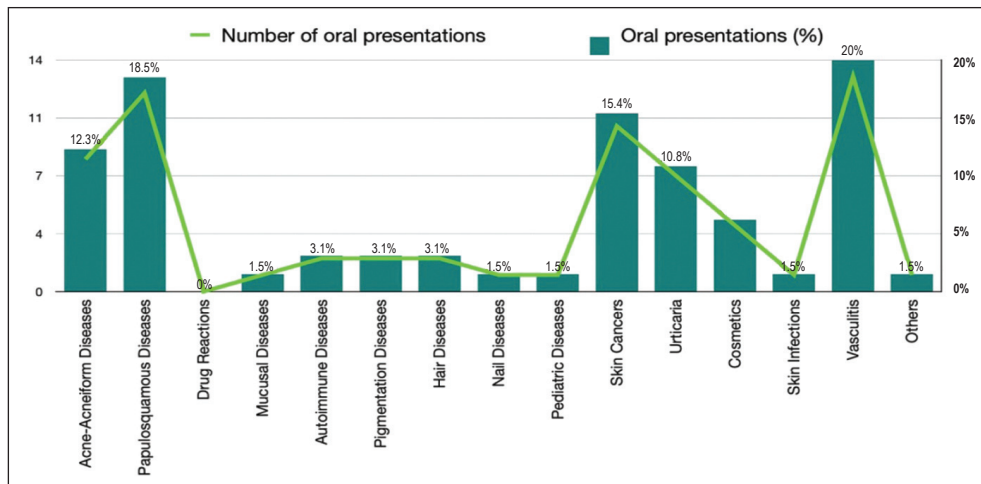


FIGURE 2: Distribution of oral presentations by disease subgroups.

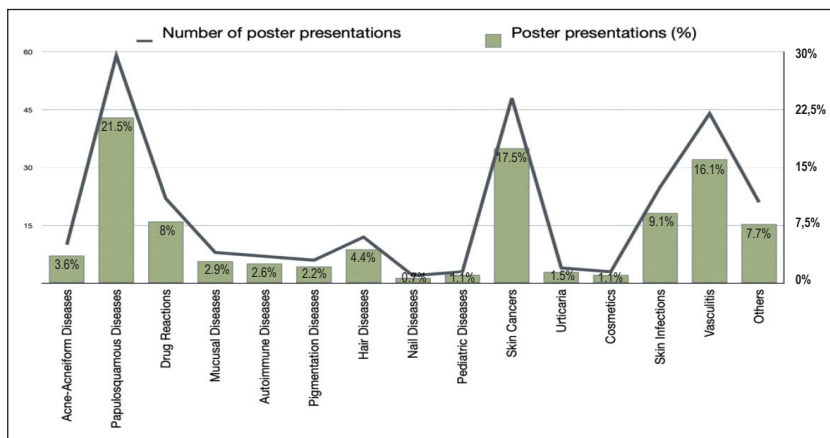


FIGURE 3: Distribution of poster presentations by disease subgroups.

TABLE 4: Distribution of papers according to the clinics they were submitted from.

| | University | Training and research hospital | Public hospital | Private | p value |
|------------|------------|--------------------------------|-----------------|---------|---------|
| Oral (%) | 44 (67.7) | 10 (15.4) | 10 (15.4) | 1 (1.5) | <0.05* |
| Poster (%) | 178 (65.0) | 69 (25.2) | 26 (9.5) | 1 (0.4) | <0.05* |

* Significant difference at 0.05.

There was no statistical difference between the type of presentation and the time to publication ($p>0.05$). The number of citations of all published papers are 1.32 ± 2.58 . Considering the number of citations, OPs that were published received 2.06 ± 3.59 citations, whereas PPs received 0.97 ± 1.9 citations on average. The number of citations was significantly higher in OPs compared with those in PPs ($p<0.05$).

The publication rate of OPs was higher than those of PPs ($p<0.05$). A larger number of OPs were published in SCI/SCI-E journals, whereas a larger number of PPs were published in ULAKBIM and other indexed journals ($p<0.05$). When evaluated in terms of publication type, it was observed that OPs had higher rates of publication of original articles and

PPs had higher rates of publication of case reports, which was statistically significant ($p<0.05$). No significant difference was found in terms of the clinics from which OPs and PPs were sent (Table 5).

When OPs and PPs were evaluated separately, it was determined that university clinics published the most articles in both groups, and these articles were mostly published in SCI/SCI-E journals ($p<0.005$). This was also statistically significant ($p<0.05$) (Table 5).

Inconsistency was observed in 29 (50.8%) of the published presentations. The inconsistency distributions indicated that the title of the article was changed in 9 (31%) publications, the order of the authors was changed in 10 (34.5%) publications, first author was

TABLE 5: Evaluation of demographic characteristics of published papers between and within groups.

| | | Presentation type | | | | p value |
|------------------------------------|--------------------------------|-------------------|------|------------------|------|---------|
| | | Oral | | Poster | | |
| | | n | % | n | % | |
| Published | Yes | 19 | 29.2 | 38 | 13.1 | 0.01* |
| Clinic from which it was submitted | University | 14 | 73.7 | 28 | 77.8 | NS |
| | Training and research hospital | 3 | 15.8 | 4 | 11.1 | |
| | Public hospital | 2 | 10.5 | 3 | 8.3 | |
| | Private | 0 | 1.5 | 1 | 2.8 | |
| | p value | <0.05* | | <0.05* | | |
| Journal index | SCI/SCI-E | 12 | 63.1 | 17 | 44.7 | 0.01* |
| | E-SCI | 5 | 26.3 | 9 | 25.0 | |
| | National | 2 | 10.5 | 10 | 26.3 | |
| | Other | 0 | 0.0 | 2 | 5.3 | |
| | p value | <0.05* | | <0.05* | | |
| Publication type | Original article | 17 | 89.5 | 11 | 28.9 | 0.01* |
| | Case report | 0 | 0.0 | 16 | 42.1 | |
| | Letter | 2 | 10.5 | 8 | 21.1 | |
| | Review | 0 | 0.0 | 3 | 7.9 | |
| | p value | <0.05* | | <0.05* | | |

* Significant difference at 0.05; SCI/SCI-E: Science Citation Index/Science Citation Index-Expanded; E-SCI: Emerging-Science Citation Index.

changed in 2 (6.9%) publications, and the names of the other authors were changed in 4 (13.7%) publications. Inconsistency distributions were similar in OPs and PPs, and are given in detail in the graph in Figure 4. Inconsistencies were found in 8 (42.1%) OPs and 21 (55.2%) PPs; thus, the inconsistency rate of PPs was higher ($p < 0.05$).

DISCUSSION

In the present study, we determined that The National Turkish Dermatology Congress is generally productive, similar quality when compared to national congresses and low quality when compared to international congresses.

The importance of the presentations at these conferences is to share the initial results of recent research. Another mission of these conferences is that they form a significant part of medical education.^{5,6} Therefore, it is noteworthy to evaluate their scientific validity. Studies conducted in this field have observed that the rate of publication of presentation in international conferences varies between 29.8% and 61.6%.^{4,7-10} In the national conferences held in our country, this rate varies between 11.2% and 29.1%.^{1,11,12}

Based on similar studies in the field of dermatology, Ozturk Meral and Balci evaluated the Australasian College of Dermatologists' congress in their 5-year follow-up and reported that the rate of publication in the journals searched in PubMed was 42%.¹³ Özyurt and Kaptanoğlu, in contrast, evaluated four national dermatology conferences between 2004 and 2008, searched in PubMed, and reported that the pub-

lication rate was 15.8% in 2004, 13.7% in 2006, and 9.8% in 2008, concluding that the publication rates gradually decreased.¹⁴ However, in these studies, SCI/SCI-E journals that were not indexed in PubMed as well as journals in other national and international indexes were not evaluated. Although the results of the present study are similar to the publication rates of presentations presented in both national and international conferences of dermatology and other medical sciences, the rates are still low. Studies on the subject state that there are 2 main reasons for this.^{3,15,16} The most important of these is the lack of time. Another important reason is that the presentations have designs and results similar to those of previous studies. This creates a lack of interest among journal editors for consideration of the manuscript for publication and results in manuscript rejection. The recent changes in the regulations for academic upgrading in Türkiye could have an effect on the publication rate of presentations. Authors may choose either to present their original research as an oral communication at a congress or publish it as an original article rather than doing the both.

When the types of publications were evaluated, presentations were mostly found to be published as case reports.^{13,14} In the present study, in contrast to the results in the literature, original research presentations were found to be published at a higher rate. We believe that this difference may be due to the fact that original articles have more scientific evidence value and have a more important role in academic progress.

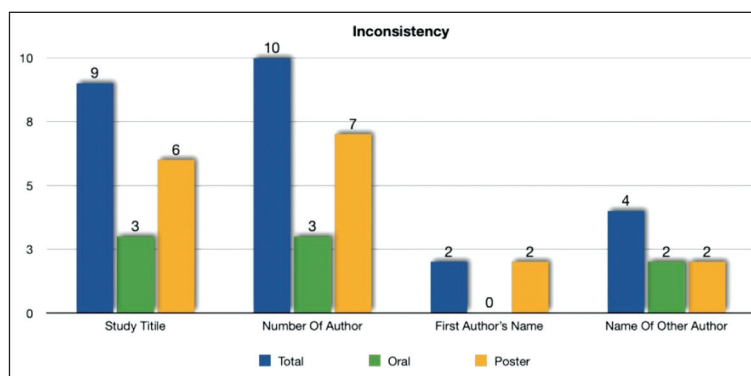


FIGURE 4: Inconsistency distributions of published presentations.

A previous study evaluated the rate and distribution of dermatological disease subgroups presented in conferences.¹³ In this study, it was determined that skin cancers were the most reported disease group. The authors attributed this to the fact that exposure to the sun was higher in the geography where the congress was held. The result of the present study may differ from results in the literature due to the variation in disease types because of geographical differences.

When the studies evaluating the clinics from which the presentations were submitted were examined, our results were found to be consistent with literature. Accordingly, regardless of the type of the presentation, most presentations submitted to conferences were from universities. In addition, in studies examining the distribution of OPs and PPs according to the clinics where the research was conducted, it was reported that universities were more active in terms of conducting scientific research. The results of the present study are consistent with those in literature in this regard.

The time to publication reported in the literature considerably varied. Studies regarding the time to publication in literature reported that the average time to publication of the presentations varied between 14.5 and 40.0 months. The average time to publication of OPs varied between 16.9 and 21 months and that of PPs varied between 15.7 and 19.1 months. The result of the present study is consistent with literature.

One of the indicators of an article's contribution to the literature is the number of citations it receives.⁶ However, no study was found in the literature evaluating the relationship between the type of presentation in conferences and the number of citations received. Nevertheless, we believe that the difference in the number of citations between OPs and PPs is due to the fact that OPs include more original research presentations published in SCI/SCI-E journals.

Based on the studies evaluating the type of presentation and publication rates, some studies reported that the publication rates of OPs and PPs were similar, whereas other studies reported that OPs had a higher rate of publication.^{2,17-22} The authors argued that the reason for this was that OPs were well-designed studies with high scientific value and interesting results and were selected by the evaluation

committee, and this naturally affected the rate of publication and publication in journals with higher index values.¹ In the present study, we found that OPs had a higher publication rate.

There are limited studies in the literature evaluating published presentations in terms of inconsistency. Yalçınkaya and Bagatur reported that the inconsistency rate of the presentations published after the National Orthopedics and Traumatology Congress was 32.6%.⁶ In the present study, the inconsistency rate was higher. This is attributable to the positive criticism in conferences and the resulting changes and modifications in the publications.

There are certain limitations of the present study. Firstly, the articles that were accepted but not yet published in journals could not be accessed; hence, they could not be included in the study. However, a meta-analysis reported that the presentations were published in journals within three years.¹⁵ As the pending time increases, the number of published articles may increase. Another limitation is that journals indexed outside PubMed, Google Scholar, and TR Index were excluded from the study.^{1,18} However, both search engines cover more than 95% of the journals in the literature. Another indicator that determines the quality of the scientific congress is the number of rejections. The other important detail is, whether all the abstracts in the congress booklet are presented, or there is an abstract that has not been presented although it is included in the congress booklet? In the literature no study was found in these limitations. We also could not learn the number of abstracts that were rejected or the number of abstracts that were actually presented. All these indicators together constitute the quality of the congress, knowing this fact can increase the awareness of the presenting authors and the congress committee.

CONCLUSION

Presentations are potential articles. Hence, it is important to evolve and share our data with journals in written form. Publication of presentations in journals will lead to and guide future studies.

Acknowledgment

Thanks to Enago for Translation Process.

Source of Finance

During this study, no financial or spiritual support was received neither from any pharmaceutical company that has a direct connection with the research subject, nor from a company that provides or produces medical instruments and materials which may negatively affect the evaluation process of this study.

Conflict of Interest

No conflicts of interest between the authors and / or family members of the scientific and medical committee members or members of the potential conflicts of interest, counseling, expertise,

working conditions, share holding and similar situations in any firm.

Authorship Contributions

Idea/Concept: Nebahat Demet Akpolat, Sezin Ünlü Açıklık; **Design:** Nebahat Demet Akpolat; **Control/Supervision:** Nebahat Demet Akpolat; **Data Collection and/or Processing:** Nebahat Demet Akpolat; **Analysis and/or Interpretation:** Nebahat Demet Akpolat; **Literature Review:** Nebahat Demet Akpolat, Sezin Ünlü Açıklık; **Writing the Article:** Nebahat Demet Akpolat, Sezin Ünlü Açıklık; **Critical Review:** Nebahat Demet Akpolat; **References and Fundings:** Nebahat Demet Akpolat.

REFERENCES

1. Evman S, Akyıl M, Tezel Ç, Kanbur S, Mısırlıoğlu A, Akyıl F, et al. What fate befalls the congress proceedings? Conversion rates of National Thoracic Surgery Congress proceedings into international publications. *Turk Gogus Kalp Dama*. 2017;25(2):249-54. [Crossref]
2. Ng L, Hersey K, Fleschner N. Publication rate of abstracts presented at the annual meeting of the American Urological Association. *BJU Int*. 2004;94(1):79-81. [Crossref] [PubMed]
3. Peng PH, Wasserman JM, Rosenfeld RM. Factors influencing publication of abstracts presented at the AAO-HNS Annual Meeting. *Otolaryngol Head Neck Surg*. 2006;135(2):197-203. [Crossref] [PubMed]
4. Yoon PD, Chalasani V, Woo HH. Conversion rates of abstracts presented at the Urological Society of Australia and New Zealand (USANZ) Annual Scientific Meeting into full-text journal articles. *BJU Int*. 2012;110(4):485-9. [Crossref] [PubMed]
5. Donegan DJ, Kim TW, Lee GC. Publication rates of presentations at an annual meeting of the American academy of orthopaedic surgeons. *Clin Orthop Relat Res*. 2010;468(5):1428-35. [Crossref] [PubMed] [PMC]
6. Yalçinkaya M, Bagatur E. Fate of abstracts presented at a National Turkish Orthopedics and Traumatology Congress: publication rates and consistency of abstracts compared with their subsequent full-text publications. *Acta Orthop Traumatol Turc*. 2013;47(4):223-30. [Crossref] [PubMed]
7. Oliveira LR, Figueiredo AA, Choi M, Ferrarez CE, Bastos AN, Netto JM. The publication rate of abstracts presented at the 2003 urological Brazilian meeting. *Clinics (Sao Paulo)*. 2009;64(4):345-9. [Crossref] [PubMed] [PMC]
8. Kleweno CP, Bryant WK, Jacir AM, Levine WN, Ahmad CS. Discrepancies and rates of publication in orthopaedic sports medicine abstracts. *Am J Sports Med*. 2008;36(10):1875-9. [Crossref] [PubMed]
9. Schnatz PF, Romegialli A, Abrantes J, Marakovits K, Cunningham D, O'Sullivan DM; North American Menopause Society. The North American Menopause Society: from abstract to publication. *Menopause*. 2008;15(5):996-1001. [Crossref] [PubMed]
10. Glick N, MacDonald I, Knoll G, Brabant A, Gourishankar S. Factors associated with publication following presentation at a transplantation meeting. *Am J Transplant*. 2006;6(3):552-6. [Crossref] [PubMed]
11. Seçil M, Uçar G, Sentürk C, Karasu S, Dicle O. Publication rates of scientific presentations in Turkish national radiology congresses. *Diagn Interv Radiol*. 2005;11(2):69-73. [PubMed]
12. Ersoy B. What is the ultimate fate of presented abstracts? Conversion Rates of Presentations to International Publications from the 31st National Congress of Plastic, Reconstructive, and Aesthetic Surgery. *Turk J Plast Surg*. 2016;24(1):8-18. [Link]
13. Ozturk Meral A, Balci DD. The fate of abstracts presented at the Australasian College of Dermatologists annual meetings from 2008 to 2012: a 5-year analysis. *Dermatol Sin*. 2017;35(3):115-8. [Crossref]
14. Özyurt S, Kaptanoğlu AF. 2004-2008 yılları arasında iki yılda bir yapılan ulusal dermatoloji kongrelerinde sunulan özetlerin yayınlanma oranları [Publication rates of abstracts presented at the biannual Turkish national dermatology meetings between 2004 and 2008]. *Dermatoz*. 2012;3(1):7-11. [Link]
15. Scherer RW, Dickersin K, Langenberg P. Full publication of results initially presented in abstracts. A meta-analysis. *JAMA*. 1994;272(2):158-62. Erratum in: *JAMA* 1994;272(18):1410. [Crossref] [PubMed]
16. Dahllöf G, Wondimu B, Maniere MC. Subsequent publication of abstracts presented at the International Association of Paediatric Dentistry meetings. *Int J Paediatr Dent*. 2008;18(2):91-7. [Crossref] [PubMed]
17. Balasubramanian SP, Kumar ID, Wyld L, Reed MW. Publication of surgical abstracts in full text: a retrospective cohort study. *Ann R Coll Surg Engl*. 2006;88(1):57-61. [Crossref] [PubMed] [PMC]
18. Rodriguez JL, Laskin DM. Subsequent publication of oral and maxillofacial surgery meeting abstracts. *J Oral Maxillofac Surg*. 2012;70(5):1261-4. [Crossref] [PubMed]
19. Gera A, Pereira PC, Eapen C. Low back pain in adolescent athletes; evaluation and rehabilitation. *J Exerc Sci Physiother*. 2015;11(2):76. [Crossref]
20. Winnik S, Raptis DA, Walker JH, Hasun M, Speer T, Clavien PA, et al. From abstract to impact in cardiovascular research: factors predicting publication and citation. *Eur Heart J*. 2012;33(24):3034-45. [Crossref] [PubMed] [PMC]
21. Meral UM, Urkan M, Alakuş Ü, Lapsekili E, İftazoğlu N, Ünlü A, et al. Publication rates of abstracts presented at the annual congress of the Turkish Society of Colorectal Surgery (years 2003-2011). *Turk J Surg*. 2017;33(2):87-90. [Crossref] [PubMed] [PMC]
22. Lee DJ, Yuan JC, Prasad S, Barão VA, Shyamsunder N, Sukotjo C. Analysis of abstracts presented at the prosthodontic research section of IADR General Sessions 2004-2005: demographics, publication rates, and factors contributing to publication. *J Prosthodont*. 2012;21(3):225-31. [Crossref] [PubMed]